

Keys AHEC Health Centers



I now offer
Telemedicine

from the comfort of your home or anywhere

[Ask for details](#)

To set up Visit with your AHEC provider powered by  doxy.me

**Get Your Healthcare Visit
from Home!**

CALL (305) 743-7111 x210

OR

EMAIL jennifer@keysahec.org

Keys AHEC **Health Centers**

**Now Offering:
Telemedicine Services**



**Call (305) 743-7111 Ext. 210
To Schedule Your Virtual
Appointment**

How to check in for your Telehealth Visit with AHEC

1

Use compatible browser (google chrome, firefox or safari) you need a device with camera/microphone



PC and Mac



Android Chrome



iOS Safari

2

Go to your email account and click the link provided.

*If the link does not work, copy and paste the address into correct browser (chrome / firefox / safari) web address bar.

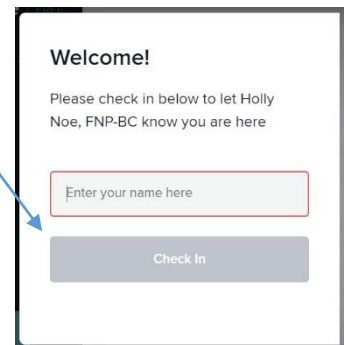
3

Allow your browser to use your webcam and microphone



4

Type in your name and click check in



5

Your care provider will start your visit shortly

- Make sure you have a good internet connection
- Restart your device before the visit
- Test your camera and mic from the waiting room
- Need help? Send us a message <https://doxy.me>

Call (305) 743-7111 x210 with any questions

Como registrarse en Telesalud Visitas con AHEC

1

Tiene que utilizar un navegador compatible (google chrome, firefox or safari) necesita un dispositivo con cámara/micrófono.



PC and Mac



Android Chrome



iOS Safari

2

Copie esta dirección en su navegador de internet y haga clic en el enlace proporcionado. * Si el enlace no funciona, copie y pegue la dirección en la barra de direcciones web correcta del navegador (chrome / firefox / safari).

3

Permitir a su navegador utilizar la Cámara y Micrófono.

doxy.me



4

Escriba su nombre y de un clic a registrarse

Welcome!

Please check in below to let Holly Noe, FNP-BC know you are here

Enter your name here

Check In

5

Su proveedor va comenzar su visita

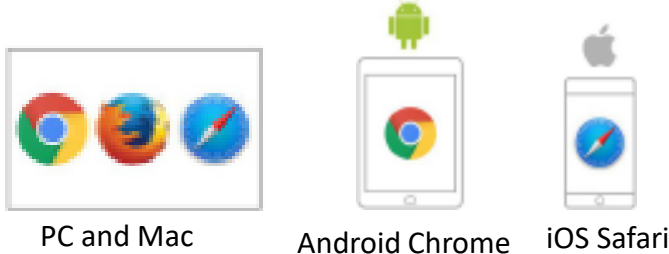
- Asegúrese de que tenga una Buena conexión a internet
- Reiniciar su dispositivo antes de su visita
- Prueba tu cámara y micrófono desde la sala de espera
- Necesita ayuda? Mándenos un mensaje aquí <https://doxy.me>

Lamar (305) 743-7111 x210 si tiene preguntas

How to check in for your Telehealth Visit with Laura

1

Use compatible browser (google chrome, firefox or safari) you need a device with camera/microphone



2

Go to browser and enter address

<https://doxy.me/keysahec>

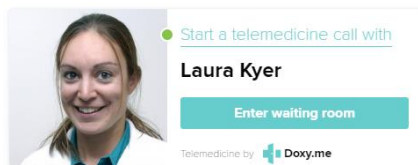
3

Allow your browser to use your webcam and microphone



4

Type in your name and click check in



5

Laura will start your visit

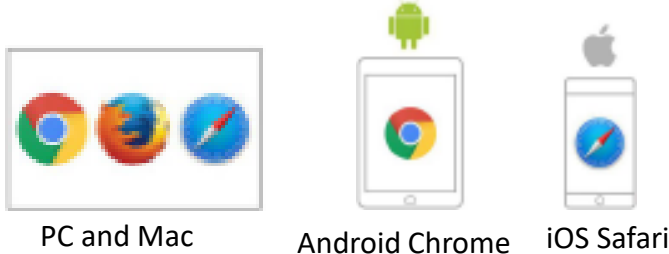
- Make sure you have a good internet connection
- Restart your device before the visit
- Test your camera and mic from the waiting room
- Need help? Send us a message <https://doxy.me>

Call (305) 743-7111 x210 with any questions

How to check in for your Telehealth Visit with Holly

1

Use compatible browser (google chrome, firefox or safari) you need a device with camera/microphone



2

Go to browser and enter address

<https://doxy.me/hollynoe>

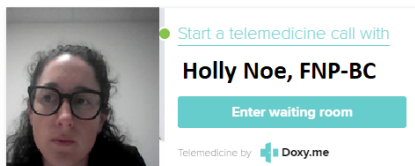
3

Allow your browser to use your webcam and microphone



4

Type in your name and click check in



5

Holly will start your visit

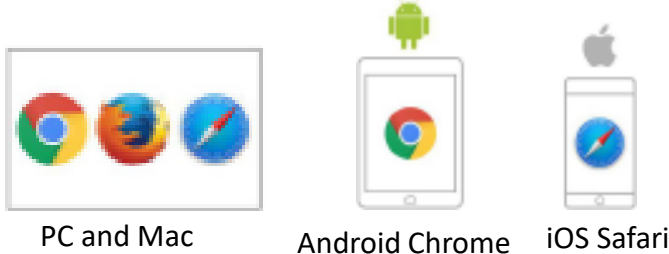
- Make sure you have a good internet connection
- Restart your device before the visit
- Test your camera and mic from the waiting room
- Need help? Send us a message <https://doxy.me>

Call (305) 743-7111 x210 with any questions

How to check in for your Telehealth Visit with Pam

1

Use compatible browser (google chrome, firefox or safari) you need a device with camera/microphone



2

Go to browser and enter address

<https://doxy.me/pamelamcgarveynp>

3

Allow your browser to use your webcam and microphone



4

Type in your name and click check in



5

Pam will start your visit

- Make sure you have a good internet connection
- Restart your device before the visit
- Test your camera and mic from the waiting room
- Need help? Send us a message <https://doxy.me>

Call (305) 743-7111 x210 with any questions

How to check in for your Telehealth Visit with Anita

1

Use compatible browser (google chrome, firefox or safari) you need a device with camera/microphone



PC and Mac



Android Chrome



iOS Safari

2

Go to browser and enter address

<https://doxy.me/anitacarrilloaprn>

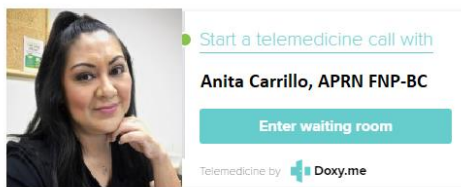
3

Allow your browser to use your webcam and microphone



4

Type in your name and click check in



5

Anita will start your visit

- Make sure you have a good internet connection
- Restart your device before the visit
- Test your camera and mic from the waiting room
- Need help? Send us a message <https://doxy.me>

Call (305) 743-7111 x210 with any questions